

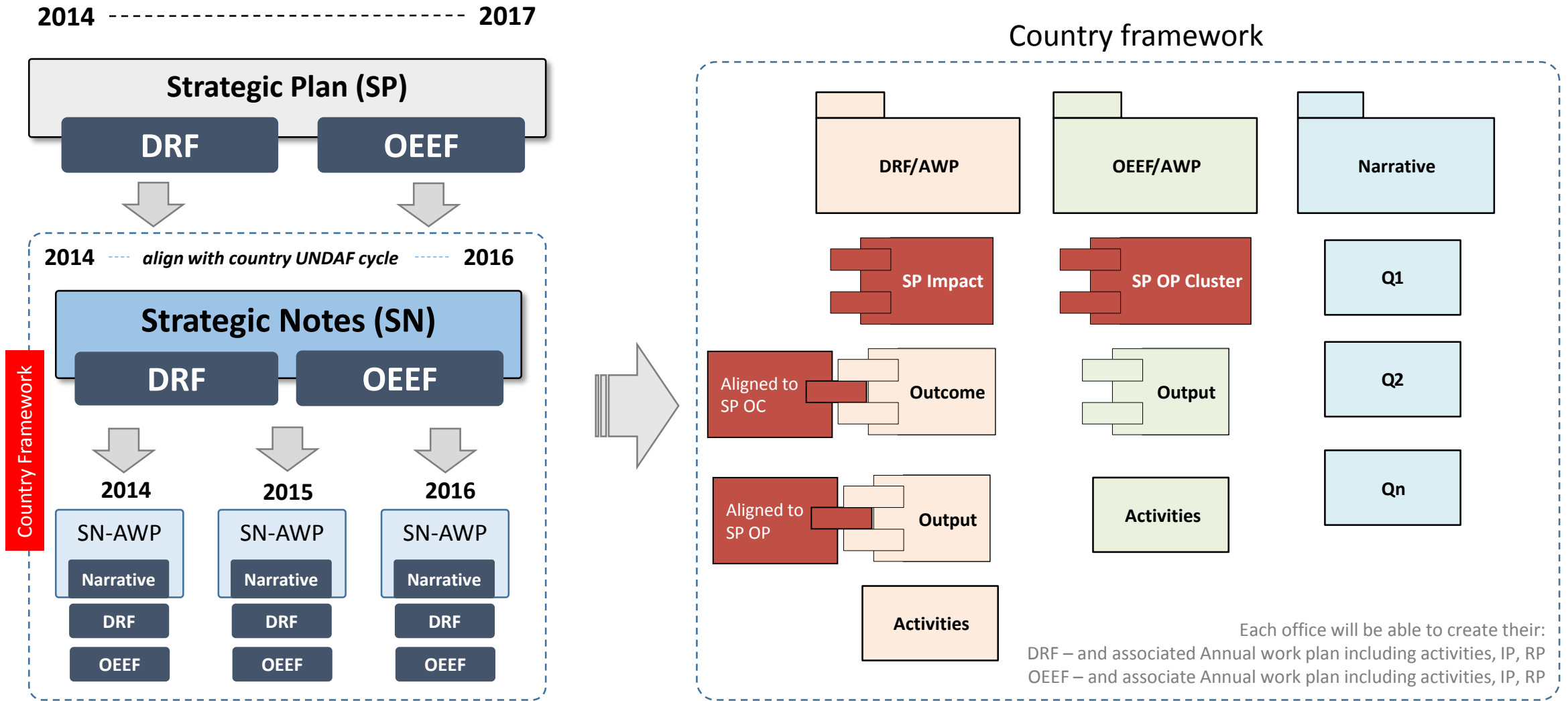


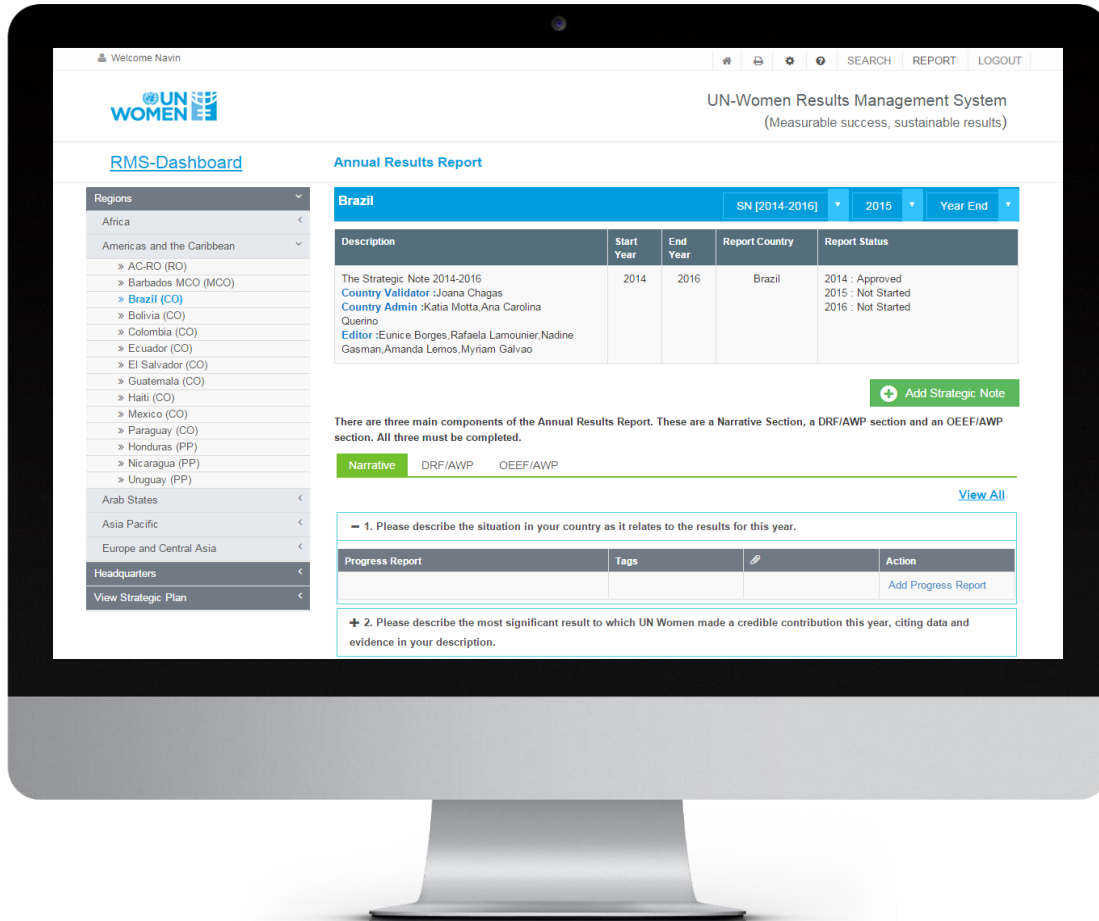
United Nations Entity for Gender Equality  
and the Empowerment of Women

Progress made on the United Nations Entity for Gender Equality and the Empowerment of Women strategic plan, 2014-2017, including operational activities in 2014  
Report of the Under-Secretary-General/Executive Director

**Planning and Programme Guidance Unit, PPGU**

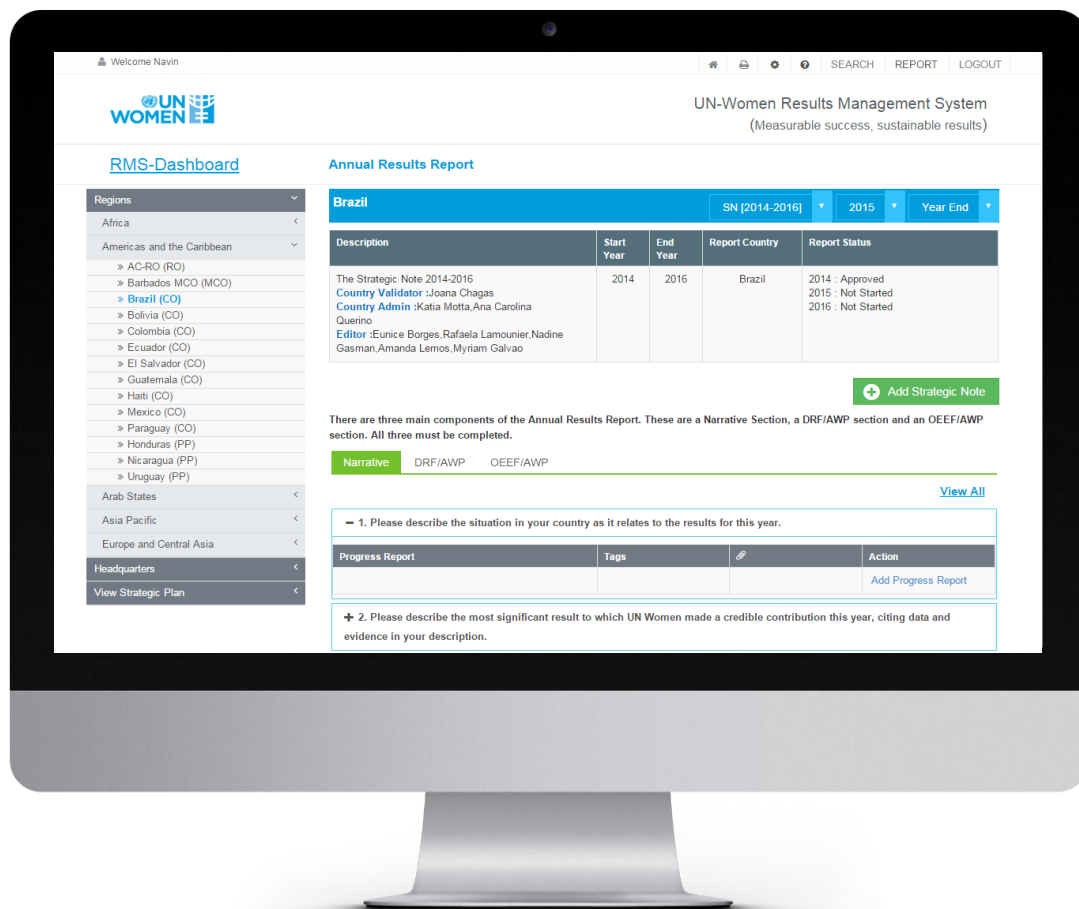
- ✓ First year of reporting against the new 2014-17 Strategic Plan
- ✓ All UN-Women field offices also started new country level plans in 2014, aligned with the new Strategic Plan.
- ✓ Significant reduction in size of this year's report (from 12,500 words last year to 8,500 words this year). This is at the direction of the Department for General Assembly and Conference Management (DGACM).
- ✓ The report and its data companion (data annexes) also incorporates reporting against the QCPR, particularly in relation to capacity development and south-south and triangular cooperation.





**UN Women Result Management System**

- ✓ In order to strengthen results management in UN-Women and improve the quality of performance assessment and results reporting, UN-Women started development of a new results management system (RMS) in 2015.
- ✓ Development of the RMS will have several phases (agile and iterative development) and be a tool for the follow-up (monitoring) of the execution of programmes and provide an information and decision-making tool with relevant budgetary and financial information on an on-going basis.
- ✓ Allows the development of qualitative data on cross-cutting areas such as youth, work with men and boys, couth-south, capacity development, innovation etc.



**UN Women Result Management System**

- ✓ All offices link their results (from their country programmes) with Strategic Plan results from the DRF and OEEF.
- ✓ They then ‘inherit’ and report on the indicators for that part of the Strategic Plan.
- ✓ Data is entered by the staff member closest to the work. This is checked and quality assured by the M&E focal point in the office and senior management in the office.
- ✓ It is then checked again and quality assured by the Regional Office.
- ✓ Data is then reviewed and any identified issues are addressed by HQ staff.
- ✓ Before submission, the report and all data and sent back to the field for final validation.



- ✓ I. Introduction

---

- ✓ II. Global and Normative context

---

- ✓ III. Programme results
  - ✓ A. Overview
  - ✓ B. Women's leadership and participation
  - ✓ C. Increased access for women to economic empowerment opportunities
  - ✓ D. Ending violence against women and girls
  - ✓ E. Women's increased leadership in peace and security and humanitarian response
  - ✓ F. Strengthening the responsiveness of plans and budgets to gender equality

---

- ✓ IV. Coordination

---

- ✓ V. Organizational Effectiveness and Efficiency

---

- ✓ VI. Financial Results: Income and expenditure



- ✓ Represents UN-Women reporting against Impact Area 6 of the Development Results Framework of the Strategic Plan.
- ✓ Linking normative and operational work.
- ✓ The Commission on the Status of Women (CSW).
- ✓ Normative Support to the 69th UNGA.
- ✓ Financing for development (FFD) and the development of the sustainable development goals (SDGs)
- ✓ Review of the implementation of the Beijing Declaration and Platform for Action.
- ✓ CEDAW/UPR



- ✓ Represents UN-Women reporting against Impact Areas 1-5 of the Development Results Framework of the Strategic Plan.
- ✓ Six sections
  - Overview
  - B. Women's leadership and participation
  - C. Increased access for women to economic empowerment opportunities
  - D. Ending violence against women and girls
  - E. Women's increased leadership in peace and security and humanitarian response
  - F. Strengthening the responsiveness of plans and budgets to gender equality
- ✓ Also includes content on the Fund for Gender Equality and the United Nations Trust Fund in Support of Actions to Eliminate Violence against Women.
- ✓ Also includes graphic representation (trajectory charts) for each of the Strategic Plan Outcome Indicators for Impact areas 1-5.
- ✓ Other indicators are included in the Data companion.

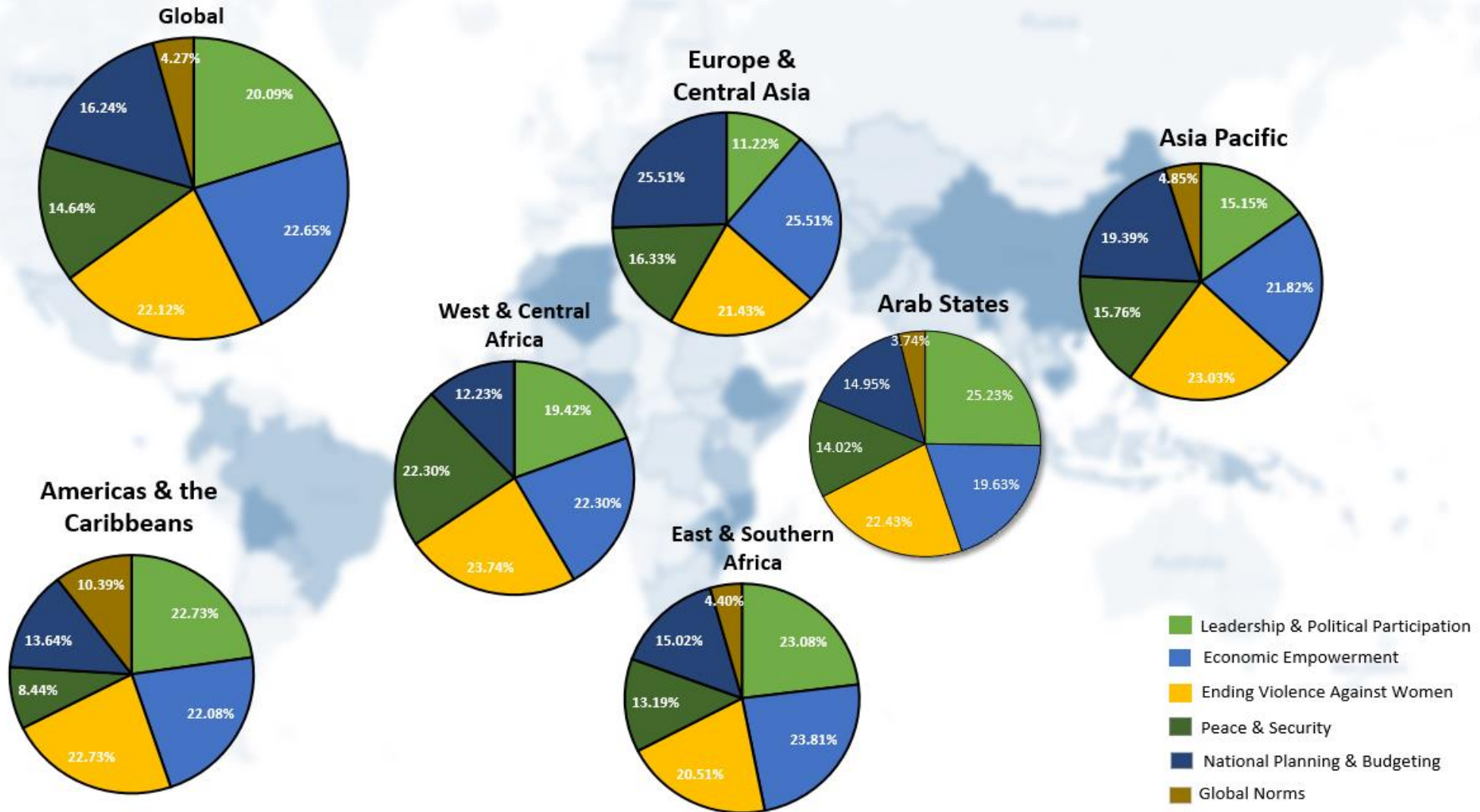




- ✓ Represents UN-Women reporting against the Organizational Effectiveness and Efficiency Framework (OEEF) of the Strategic Plan.
- ✓ Six sections
  - A. Partnerships, communications, advocacy and cross cutting approaches
  - B. Data and statistics
  - C. Capacity development and south-south cooperation
  - D. Results-based management (RBM), reporting and evaluation
  - E. Mobilizing and leveraging adequate resources
- ✓ Also includes content on ICT and innovation, and the Multilateral Organization Performance Assessment Network (MOPAN).
- ✓ OEEF indicators are included in the Data companion.
- ✓ Please note that with 118 indicators in total in the results frameworks of the Strategic Plan, it is not possible to report on each one individually within the 8,500 word limit. As such, all 118 indicators are reported on in the Data Companion.



- ✓ A supplementary document posted on the Executive Board website to accompany the report.
- ✓ Six sections (current draft)
  - Global Overview
  - Impact Area 1
  - Impact Area 2
  - Impact Area 3
  - Impact Area 4
  - Impact Area 5
  - Impact Area 6
  - UN-Women Programme Expenses
  - UN-Women Resource Mobilization
  - Organizational Effectiveness and Efficiency Framework
- ✓ Please note that with 118 indicators in total in the results frameworks of the Strategic Plan, it is not possible to report on each one individually within the 8,500 word limit of the report. As such, all 118 indicators are reported on here in the Data Companion.

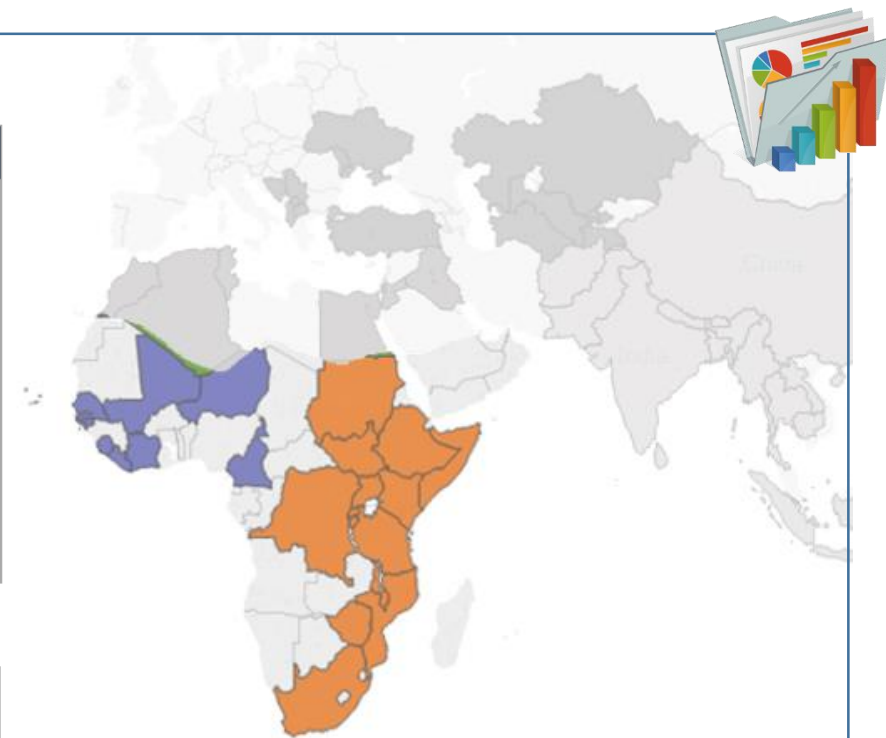


## East and Southern Africa - Distribution by Outcomes/Outputs/Activities in each of the impact areas

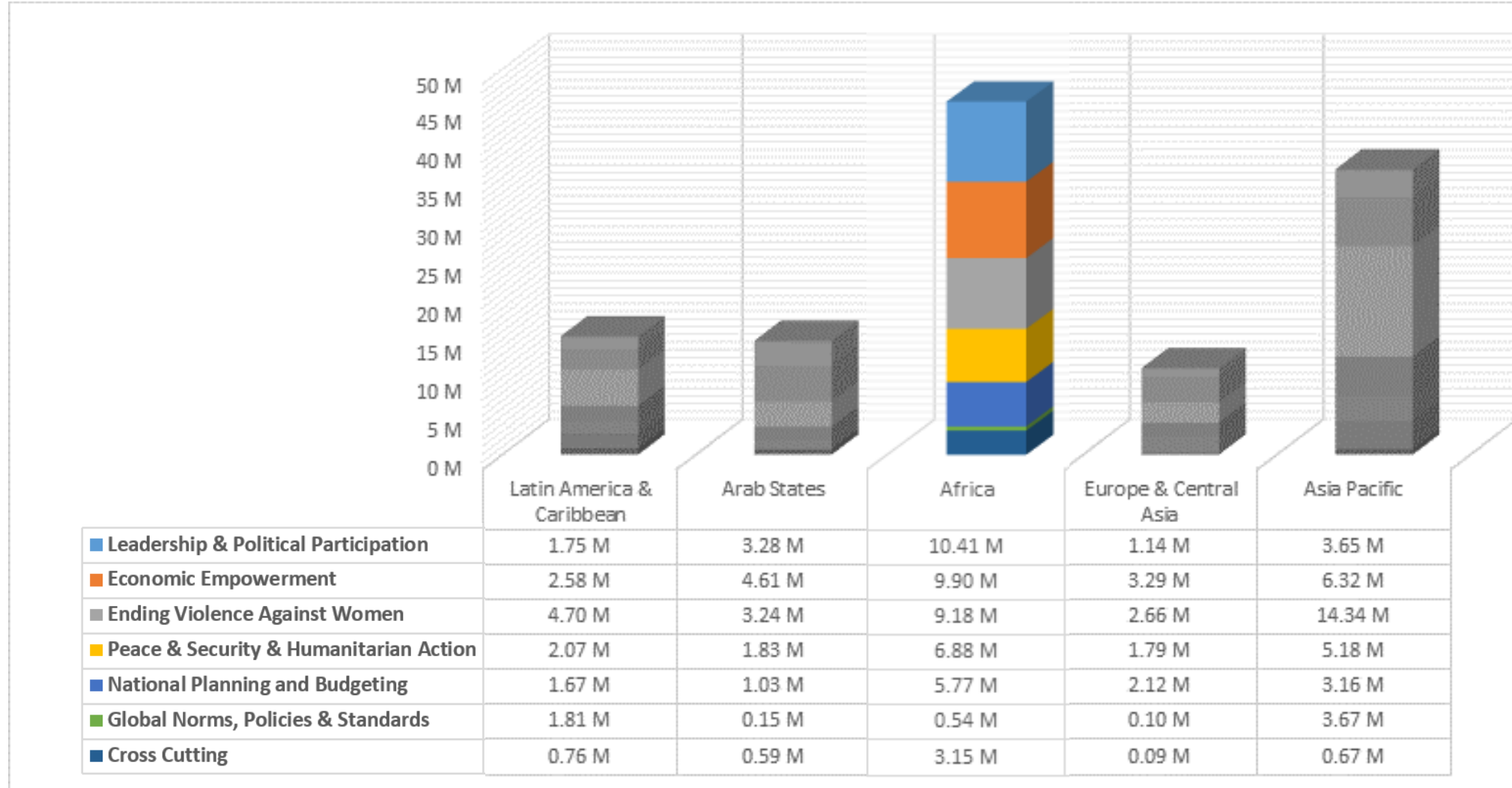
Impact Areas	Outcomes	Outputs	Activities
Impact 1 Women lead and participate in decision making at all levels	21.43%	23.08%	21.81%
Impact 2 Women, especially the poorest and most excluded, are economically empowered and benefit from development	22.22%	23.81%	26.30%
Impact 3 Women and girls live a life free from violence	19.84%	20.51%	22.53%
Impact 4 Peace and security and humanitarian action are shaped by women leadership and participation	13.49%	13.19%	11.85%
Impact 5 Governance and national planning fully reflect accountability for gender equality commitments and priorities	17.46%	15.02%	14.36%
Impact 6 A comprehensive and dynamic set of global norms, policies and standards on gender equality and women's empowerment is in place and is applied through action by Governments and other stakeholders at all levels	5.56%	4.40%	3.14%

## West and Central Africa - Distribution by Outcomes/Outputs/Activities in each of the impact areas

Impact Areas	Outcomes	Outputs	Activities
Impact 1 Women lead and participate in decision making at all levels	19.67%	19.42%	16.15%
Impact 2 Women, especially the poorest and most excluded, are economically empowered and benefit from development	19.67%	22.30%	22.50%
Impact 3 Women and girls live a life free from violence	19.67%	23.74%	23.41%
Impact 4 Peace and security and humanitarian action are shaped by women leadership and participation	21.31%	22.30%	22.69%
Impact 5 Governance and national planning fully reflect accountability for gender equality commitments and priorities	18.03%	12.23%	15.25%
Impact 6 A comprehensive and dynamic set of global norms, policies and standards on gender equality and women's empowerment is in place and is applied through action by Governments and other stakeholders at all levels	1.64%	0.00%	0.00%



## Regional thematic distribution of UN Women Programme Expenses by Impact Areas 2014 (US \$ Million)



- ✓ Covering a broad spectrum of actions across the UN-Women mandate in under 8,500 words.
- ✓ Getting the balance right between the presentation of data and the presentation of results stories and examples of progress/success.
- ✓ Capturing multi-year progress in just the first year of the new Strategic Plan and with all new country programmes.
- ✓ New indicators in the SP - some of which were very challenging methodologically or proved unworkable.
- ✓ Normal challenges in presenting *contribution* to results rather than *attribution*.
- ✓ Overall number of indicators (118) with data sources across dozens of offices and programme presences, created vast amount of complex data. This presents challenges with regard to internal capacity.
- ✓ The new RMS also created an unprecedented amount of qualitative data that can inform decision-making and performance management, but analysis is time-intensive and requires investment.

- ✓ The organization is in a strong position now to undertake a substantial and useful MTR exercise.
- ✓ The roll-out of the new corporate results management system has been a success and with investment, has the potential to greatly benefit the organization.
- ✓ The new data being captured by the RMS should enable even better evaluations of UN-Women's work in future years.
- ✓ Future UN-Women reports should be able to present more detailed performance analysis across impact areas and regions, subject to investment in capacity for analysis.

Thank you